

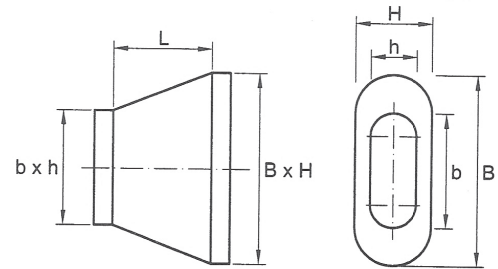
### RIDUZIONI OVALE/OVALE



OVRC1

#### OVRC1

Esempio:  
OVRC1 300 x 940 / 200 x 600  
corrisponde a 2 metri di tubo spiroval 300x940


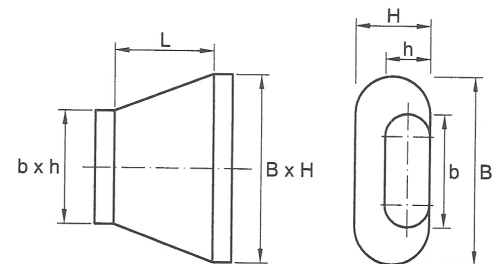


OVREC1

#### OVREC1

RIDUZIONE ECCENTRICA  
(lato corto)

Esempio:  
OVREC1 300 x 940 / 200 x 600  
corrisponde a 3 metri di tubo spiroval 300x940

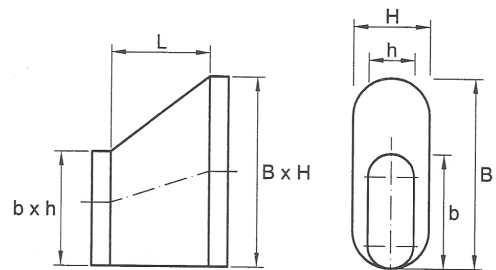


OVREC2

#### OVREC2

RIDUZIONE ECCENTRICA  
(lato lungo)

Esempio:  
OVREC2 300 x 940 / 200 x 600  
corrisponde a 2,5 metri di tubo spiroval 300x940



10  
09  
08  
07  
**06**  
05  
04  
03  
02  
01  
AB